

Individual Placement & Support (IPS) 2017– Statewide Report

Joe Longcor, BBA,
Supported Employment Specialist, MDHHS/BHDDA
longcorj@michigan.gov

Report Overview:

Full report at: www.improvingmipractices.org under IPS section

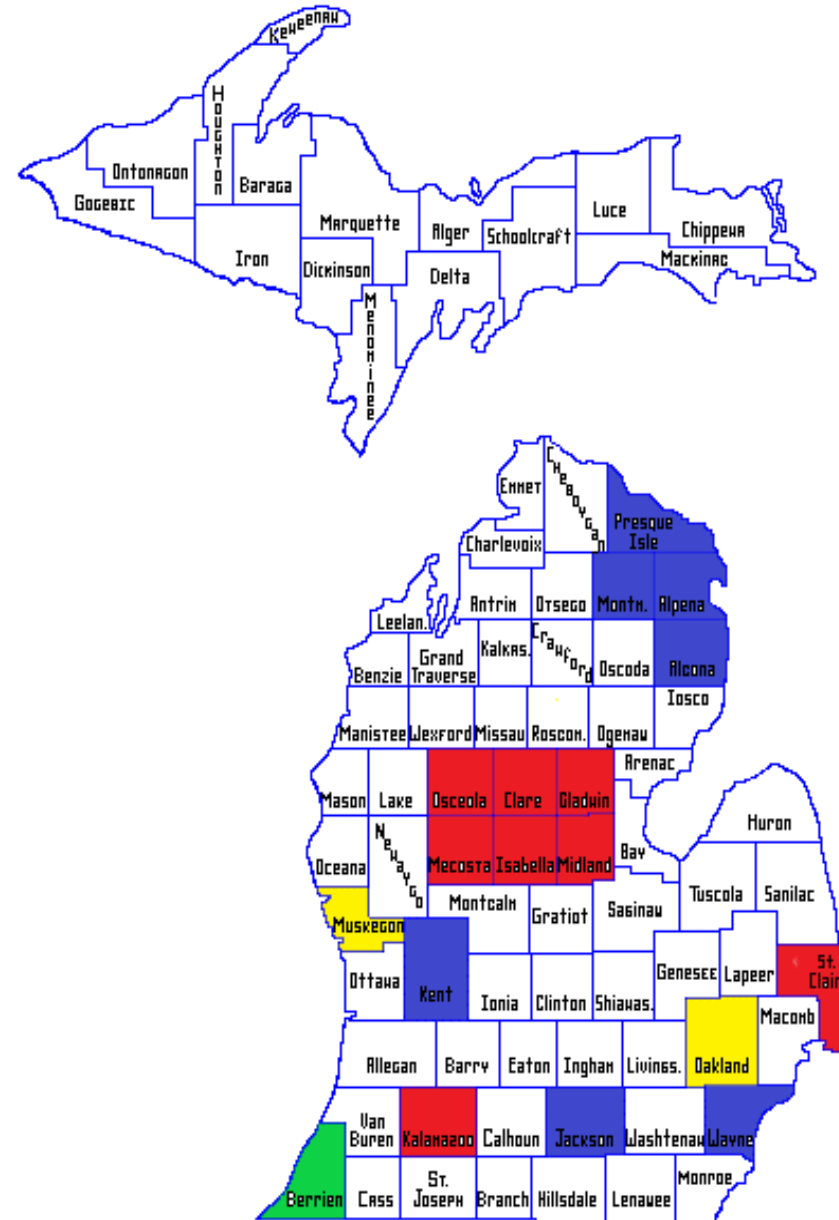
Report Prepared By:

Dominic D'Aguanno - M.B.A., EST, QMHP, Employment Specialist, Southwest Counseling Solutions, Detroit MI

Eric Karbowski – M.A., EST, QMHP, IPS Supervisor, Community Mental Health for Central Michigan, Mt. Pleasant, MI

- This the second Evidence-Based Practice IPS report completed for the MDHHS/BHDDA representing the current 22 statewide IPS programs.
 - The prior unpublished baseline report was developed solely to create a tracking mechanism for IPS providers to share program data and outcomes for statewide observation.
- This 2017 report builds on that baseline report, and begins the longitudinal observation of reported data from Michigan's IPS programs.
 - The date range used for reporting the number of job placements for this report was April 1, 2017, through June 30, 2017 (FY 17 – 3rd Quarter) and representing 1,317 individuals.
 - Data provides information to guide IPS program growth in Michigan and identify organizational aspects about IPS programs, which vary across the state.
 - Information encompasses employment data, outcome measures, model adherence, business/consumer/employment staff interviews, and implications of the findings from these data.

- Red - Exemplary
- Yellow - Good
- Blue - Fair
- Green - Awaiting completion of external fidelity review
- White - No IPS services offered



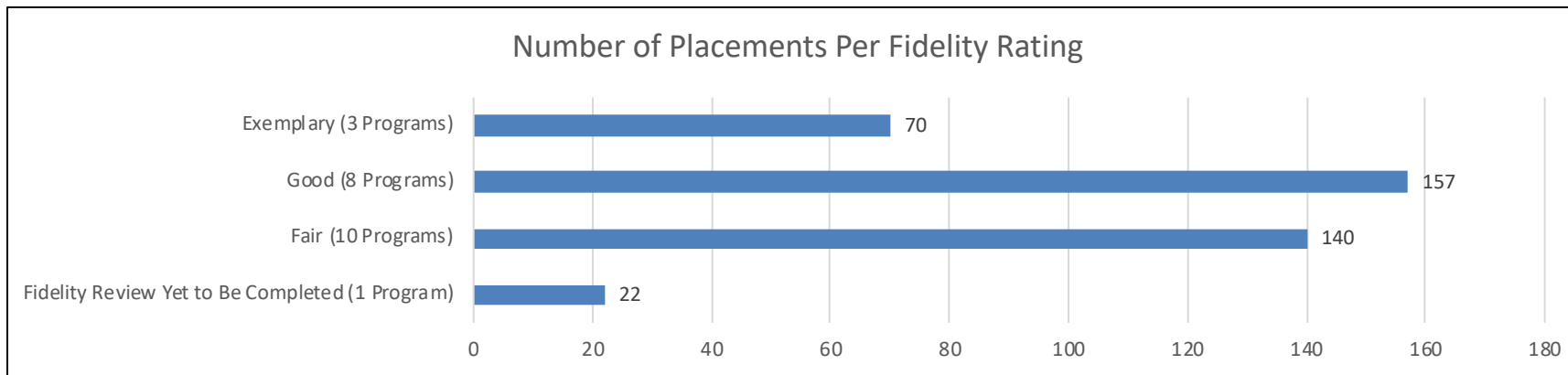
Placements:

Program Fidelity Standing	Number of New Job Starts During 3 rd Quarter	Number of Enrolled Consumers at Time of Report	Percentage of Caseload Employed
Exemplary (3 Programs)	70	219	32%
Good (8 Programs)	157	527	30%
Fair (10 Programs)	140	527	26.5%
Awaiting completion of external fidelity review (1 Program)	22	44	50%
Totals	389	1317	29.5%

Figure 4.2 (2017 Report Data)

Placements By Fidelity (continued):

Program Fidelity Standing	Number of New Job Starts During 3 rd Quarter
Exemplary (3 Programs)	70
Good (8 Programs)	157
Fair (10 Programs)	140
Awaiting completion of external fidelity review (1 Program)	22
Totals	389



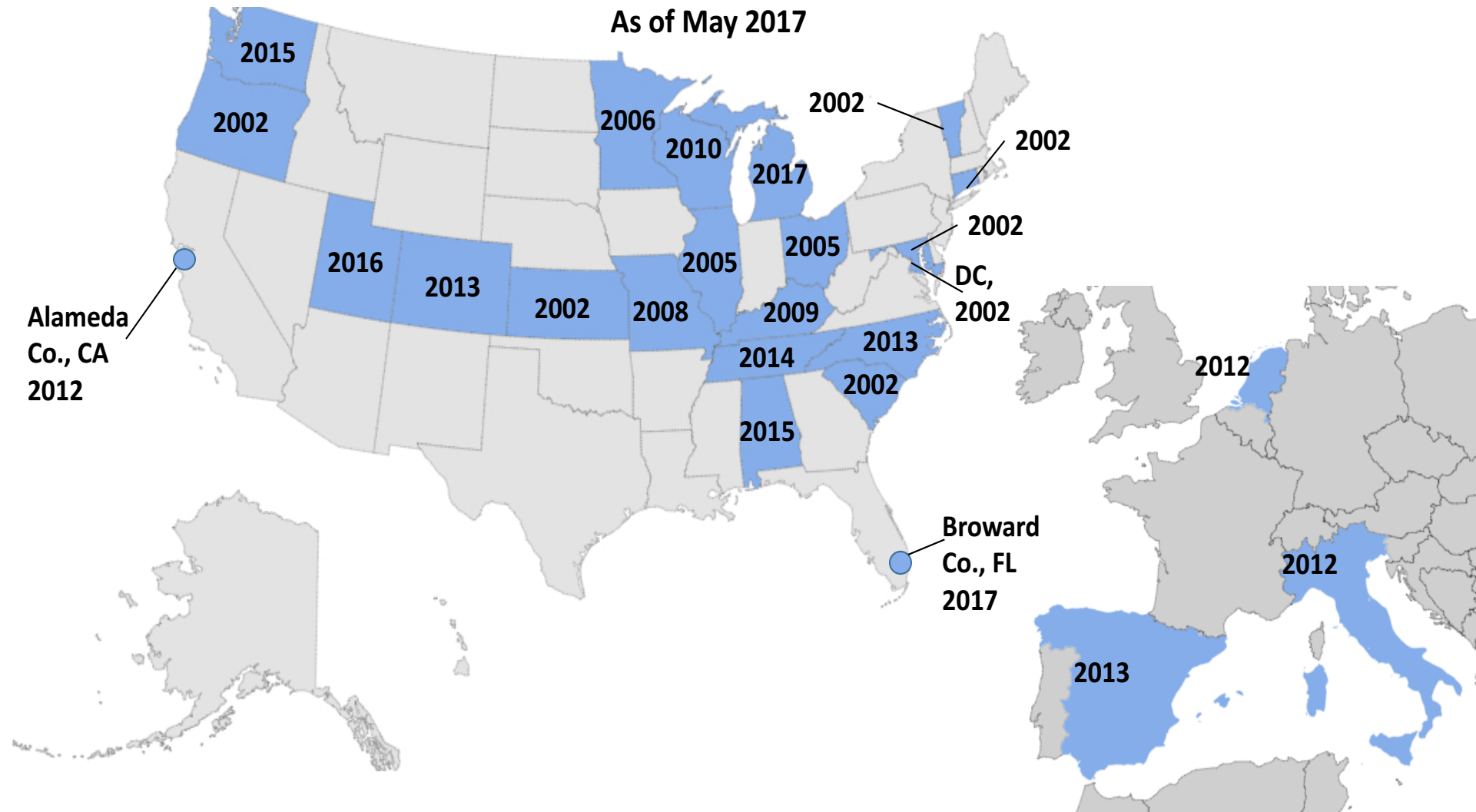
Key Findings – Average Wage:

- The 22 providers participating in the survey all submitted their IPS program's average wage for employed consumers who were on active IPS staff caseloads from August 1st, 2017, through August 11th, 2017 (3rd Quarter).
- The cumulative average wage per hour was \$10.10.
- This represents an increase of \$.12 per hour from the 2016 survey.
- The reported average wage of \$10.10 per hour exceeded the scheduled increase to Michigan's minimum wage through 2018 with the lowest reported average wage being \$9.00 per hour and the highest reported average wage at \$12.00 per hour.

Key Findings - Average Hours:

- The cumulative average hours worked per week was 26.31.
 - Compared with 24.63 hours per week in the 2016 survey, which represents an increase of 1.68 hours per week in 2017.

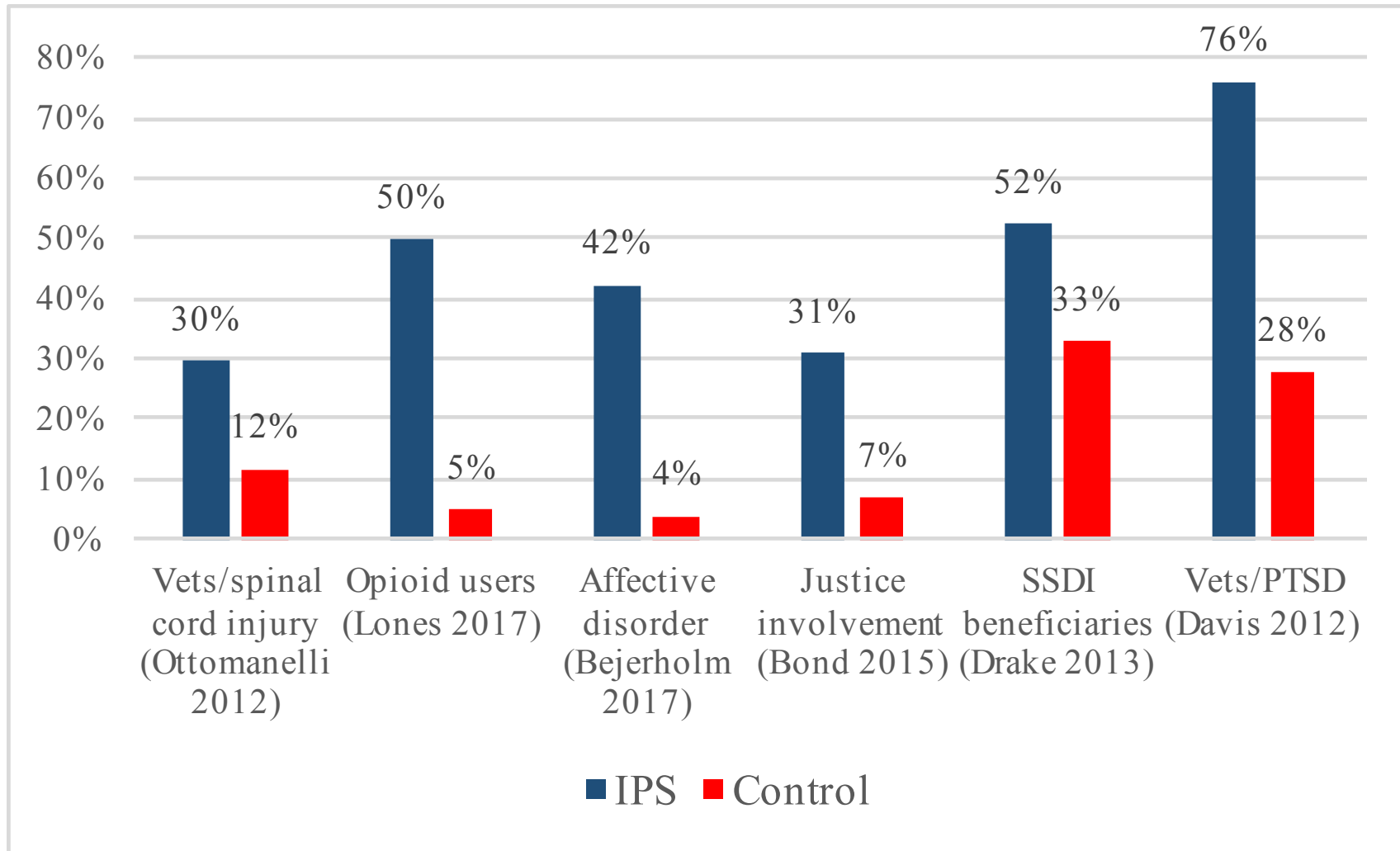
New IPS Learning Community Members include: Oklahoma & New Zealand



IPS in Michigan...Moving Forward?

- Proposed Inclusion of IPS in the Medicaid Provider Manual (MPM)
 - As a separate “supported employment” model option for persons with mental illness
 - As needing State (BHDDA) approval to implement
 - As having specific requirements to retain IPS status
 - At least FAIR fidelity, consistent external reviews, reporting requirements, etc.
- Potential growth to 25 – 30 IPS sites across Michigan
 - Perhaps up to 14 or 15 CMHSPs (currently 22 sites in 10 CMHSPs)
- Possible Pilots or Demonstrations of IPS as a “promising practice” supporting:
 - Individuals with Intellectual/Developmental Disabilities
 - Transition-age youth/young adults
 - Substance-use disorders

Competitive Employment Rates in RCTs of IPS for Special Populations



One-Year Follow-up of Illinois Balancing Incentives Program 8 IPS Programs for Transition-Age Youth (Noel, 2015)

Clients Served	# sites	Mean # Clients	Mean IPS Fidelity	Mean Employment Rate
DD only	4	25.0	96	37%
MI only	4	27.8	109	42%

Conclusion: IPS suitable for transition- age youth with developmental disabilities

Questions & Answers?

- Contact Information:
 - Joe Longcor – longcorj@michigan.gov